




K-Line Irrigation 5 Pod Farm Pack suitable for 1 hectare

DIY - Irrigation




an *OAliaxis* company

RX PLASTICS LTD
PO Box 360 Ashburton
Phone +64 3 307 9081
Email sales@rxplastics.co.nz
www.rxplastics.co.nz



The Perfect Irrigation
System for...



... and more!

K-Line Irrigation is a revolutionary, specially formulated, flexible tubing line and pod sprinkler system designed to reduce the time and money you spend on irrigation installation, operation and repairs. Easily installed, a perfect DIY project.

The heart of the system is a series of extremely durable pods that protect a sprinkler that is firmly attached to the exceptionally strong and flexible polyethylene K-Pipe™ that resists kinking, abrasive soils, freezing, UV light and the stresses of moving the K-Line.

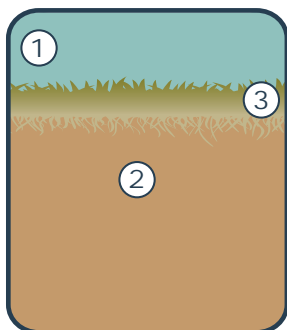


K-Line Irrigation is a low pressure system designed to distribute water with a slow, efficient absorption method that eliminates the need to shift irrigation several times a day - saving time, labour and water resources. K-Line Irrigation uses less water more effectively.

K-Lines can be shifted by hand or with an ATV, Gator or similar tow vehicle in minutes, efficiently irrigating 1, 10, or 1,000+ hectares. K-Line adapts and grows with your needs.

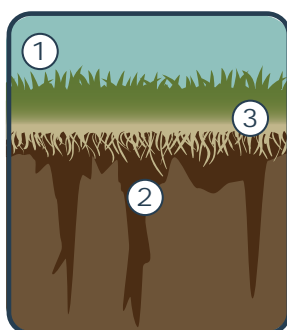
Irrigation Like a Soft Rain

K-Line Irrigation results in better water penetration, virtually no water run-off, and increased root mass. K-Line's gentle water application dissolves fertilisers and better disperses nutrients into the soil profile.



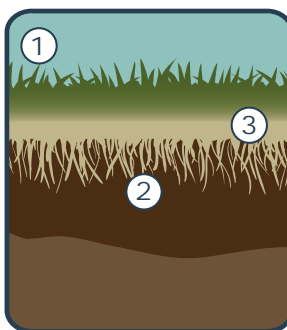
Unirrigated Pasture/Soils

- ① Rain can be sporadic or poorly timed, with highly variable amounts of rainfall which rarely matches plant needs.
- ② When water becomes available after a long dry period, dry soils are very hard packed and difficult for water to penetrate - resulting in a slick surface where water pools, evaporates away or runs off into undesired areas.
- ③ Root growth is minimal, plants fail to flourish and will quickly go to seed and enter dormancy. Once dormant, even adequate rains will not restore a plant to acceptable levels of new growth.



Standard Irrigation

- ① Soil is flooded with water faster than it can be absorbed - allowing water and nutrients to pool in low areas, evaporate away, and run off into waterways.
- ② Water and nutrient absorption into the soil is poor, resulting in stunted root growth. High rates of application fill macropores before micropores and water is lost down into the soil in 'water highways'.
- ③ Plants fail to produce extensive root systems and are often less healthy with slower regrowth.



K-Line "Soft Rain" Irrigation

- ① Water application rates match that of soil absorption rates, keeping water and nutrients from running off or evaporating. Water settles into and fills the soil profile, maintaining moisture in the root zone for a much longer period of time.
- ② Slow root zone penetration permits moisture and nutrient distribution without washing them out of the plants soil profile.
- ③ Plants develop stronger, deeper, more extensive root systems capable of utilising more water and nutrients - promoting a stronger and healthier plant that is capable of quicker, more efficient growth.

System Requirements

K-Line Irrigation 5 Pod / 1 hectare System Requirements and Specifications:

- **Field Dimensions (maximum):**
75m x 150metres
Adapts to other field shapes
- see your K-Line supplier
- **Water requirement:**
2.5m³/hr - 5.0m³/hr
Varies depending on nozzle size
- **Sprinkler options included:**
Orange 2.8mm, Red 3.0mm, and Black 4.0mm
Other size nozzles available
- **Optimal Sprinkler pressure range:**
280kPa - 350kPa (40 - 50 psi)
- **Application Rates:**
50 - 100 mm (weekly average)
Varies depending on nozzle size

Pump Requirements

K-Line Irrigation 5 Pod / 1 hectare System Typically Requires:

- **General systems:**
0.75kw - 1kw single phase
This assumes that the pods are close to the pump system, a delivery pipe of 40mm internal or greater and pumping from a storage tank. Most domestic systems would be suitable.
- **Examples:**
5 x Orange nozzled Pods operating at 300kPa = 2.5m³/hr .
Through 200m K.Pipe 40mm to the riser could use a 0.75Kw (1HP) Jet Pump (JSW10M Pedrollo)
- We strongly recommend you consult your pump supplier to confirm suitability of your pump.

Expandable

1-1000 hectares

Want to irrigate more than 1 hectare?

- Purchase a 2nd K-Line 5 Pod / 1 hectare Irrigation Kit and the irrigated area can be increased to over 2 hectares .
- 2 K-Line 5 Pod / 1 hectare Irrigation Kits can be combined to adapt to many field shapes, sizes and watering needs.
- The combination of fittings from 2 K-Line 5 Pod / 1 hectare Irrigation Kits adds flexibility and options – see your supplier for suggestions.
- The combination of 2 K-Line 5 Pod units would require only a 1.1Kw or 1.5HP Jet Pump.

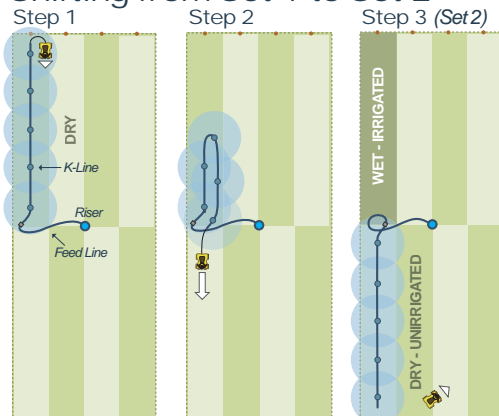
5 Pods can be operated on as little as a 0.75Kw Pump
10 Pods can be operated on as little as a 1.1Kw Pump

Example of Shifting the K-Line

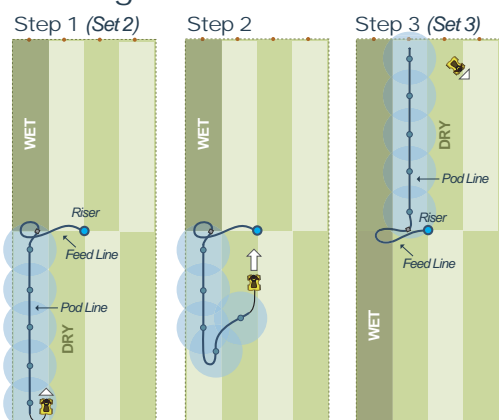
You can shift K-Line Irrigation by hand or with an ATV, heavy duty lawn tractor, golf cart, Gator, or similar tow vehicle. Position the tow vehicle along side and remain 2 - 2.5m from the K-Line as you tow it downfield to the next Set. Shifting the K-Line while the sprinklers are in operation is preferred.

Full installation and operation instructions, both in printed and DVD formats, are supplied with the purchase of a K-Line 5 Pod / 1 hectare Kit.

Shifting from Set 1 to Set 2



Shifting from Set 2 to Set 3



The Kit Includes

- 1 100m roll K-Pipe™ 32mm tubing
- 5 K-Line Irrigation pods
- 5 K-Line 32mm tapping saddles
- 5 IMPACT sprinkler adapters
- 5 IMPACT 5022 sprinklers with Red nozzles
- 2 sets of alternative sizes of nozzles
- 2 (32mm) K-Line male adapters
- 1 (32mm) K-Line straight coupling
- 1 Hook cap
- 1 Set of 40mm (1 1/2") quick disconnect cam locks
- 1 3/8" drive x drill adaptor
- 1 13mm Deep Socket 3/8 drive
- 1 14mm drill bit with limiter
- 1 2m length of rope
- 1 Installation DVD
- 1 Installation manual

K-Line Benefits



ECO FRIENDLY
K-Line uses both water and electricity incredibly efficiently, while still improving results over other irrigation systems.



ECONOMICAL
K-Line is more cost effective both in start-up cost and operating cost than other irrigation systems.



MULTI-TERRAIN
K-Line performs on flat and hilly terrain with virtually no water run-off.



DURABLE
K-Line is built to withstand UV light, freezing temperatures, and vehicle and animal traffic.



MOVABLE
K-Line is easily shifted from irrigation set to irrigation set.



EXPANDABLE
The system is designed to expand as needs grow. Two K-Line kits can be combined to irrigate over 2 hectares.



ANIMAL FRIENDLY
K-Line is safe to use around grazing animals.



ADAPTABLE
From application rates to field shape, K-Line can be adjusted to meet your needs.

K-Line Components



1 K-LINE PODS

- Strong impact and abrasion resistant UV-protected polyethylene.
- Heavy duty and weighted skid plate, and lower center of gravity, helps keep the pod from tipping during shifting.
- Embedded stainless steel u-bolt provides a strong and corrosion resistant sprinkler/pod/tubing connection.

2 K-PIPE™ TUBING

- Specially formulated and blended low-density polyethylene tubing is extremely strong while remaining flexible. The white stripes on the K-Pipe™ help the installer to recognize and prevent the tubing from twisting during installation. K-Pipe tubing is available in 4 sizes - 32mm, 40mm, 45mm & 63mm.
- K-Pipe tubing resists the effects of abrasive soils, kinking, UV light, and the stresses exerted on the tubing while moving it from Set to Set, while still remaining flexible over time.

3 SPRINKLERS

- Available in Impact Sprinklers, Rotators, or pop-ups with low-angle nozzles. An assortment of nozzles are available to best fit your needs.

4 K-LINE TAPPING SADDLE

- Unique saddle design quickly bolts onto the embedded stainless steel u-bolt and is secured with two stainless steel nuts and washers.

5 K-LINE FITTINGS

- Heavy duty, high grade glass reinforced nylon fittings are extremely durable and impact resistant.
- The double barbed insert is designed with extra length for maximum grip on the inner wall of the tubing while the threaded compression nut bites into the outer wall of the tubing creating an exceptional connection that is as tough and durable as every other component in the K-Line system.

Supplier info