


# Condor FT trash pump instructions


Connect hoses and ensure all hose clamps are tight

1



Turn motor on

5




Prime pump by filling pump casing with water

2




Turn choke on –after starting turn off

6



Fill engine with oil to correct level

3



After use drain water from casing

7




Fill tank with petrol—do not overfill

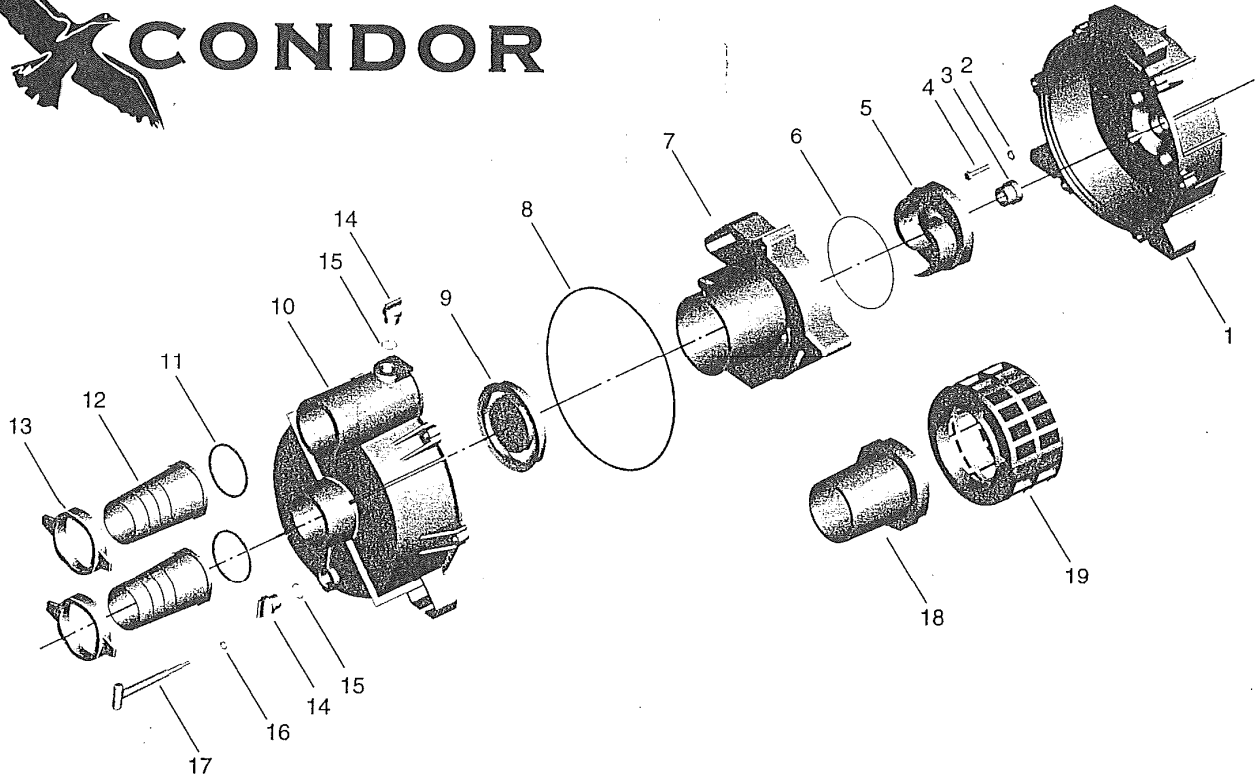
4



Change oil and clean air filter every 50 hours running

8





**Detailed list of parts for 3" trash pump:(Model:80TP)**

NO	CODE	NAME	QTY	REMARKS
1	TP-80TP-1	Pump cover	1	
2	TP-GB5783-86	Spring washer	4	
3	TP-80TP-03	Machinery seal	1	
4	TP-GB5782-86	Bolt M8 x 35	4	
5	TP-80TP-05	Water pump impeller	1	
6	TP-GB3452.1-82	Rubber packing ring	1	
7	TP-80TP-07	Volute casing	1	
8	TP-GB3452.1-82	O-ring	1	
9	TP-80TP-09	Check Valve	1	
10	TP-80TP-10	Housing of pump	1	
11	TP-80TP-11	Rubber packing	2	
12	TP-80TP-12	Pipe joint	2	
13	TP-80TP-13	Joint grip	2	
14	TP-80TP-14	Plug	2	
15	TP-GB3452.1-82	Plug packing	2	
16	TP-GB3452.1-82	O-ring	6	
17	TP-GB5787-86	"T" Bolt 1/4-20UNF	6	
18	TP-80TP-18	Connecting pipe	1	
19	TP-80TP-19	Filter net	1	